

Note to Parents

The activities and games in this book have been designed to give your child a challenging and fun way to practice using letters and their sounds. Any of the activities and games can be adjusted to meet the skill level of your child. For example, if beginning-letter identification is difficult, use picture Rods to identify beginning sounds. For more activities, replace the picture or letter Rods used in each activity with new ones. Encourage your child to apply these skills when reading favorite stories.

Before starting the activities, be sure to go over the directions with your child. Additional card sets are available. See the last page of this book for more information.




AGES 4+

Learning to Read is a Snap!™

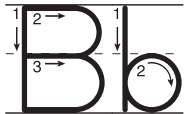
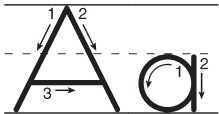


ACTIVITIES & GAMES GUIDE



LER 7050


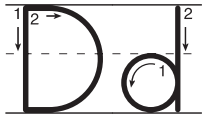
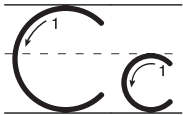
Letters & Sounds





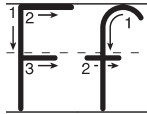
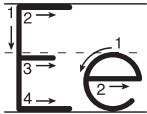
Can you find eight things hidden in the picture that begin with **a**, **b**, **c**, or **d**? Find picture Rods that match the hidden things and place them on your tray.

Answers

ant, ape, ball, bicycle, cat, cow, duck





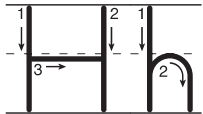
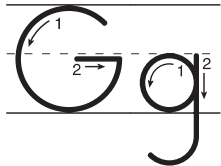
Draw more things that begin with **a**, **b**, **c**,
or **d**. Turn the picture Rods on your tray
for help!




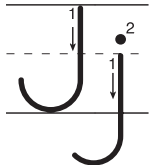
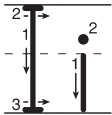
Find picture Rods that match the animals, and put them on your tray. Draw a home for the animals on your board.

Answers

ēlephant, fōx, gōat, hōrse




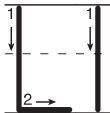
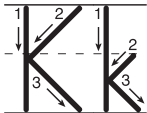
Draw more animals that have the same beginning sounds. Now find the letter Rods that match the beginning sounds for all your animals!




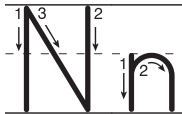
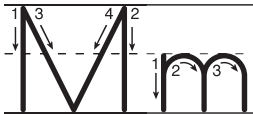
Find the letter Rod for the beginning sound of each picture. Then connect the letter Rods in alphabetical order. Sing the ABC song to help you!

Answers

a-acorn, b-bicycle, c-cow, d-dog, e-envelope, f-fish, g-girl, h-hat





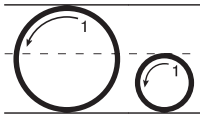
Now add the letter Rods **i**, **j**, **k**, and **l**.
On your board, draw four more train cars carrying things that begin with these letters.



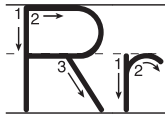
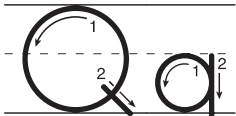
Name each picture you see. Can you find the hidden letter in each picture?

Answers

monkey, nest, ostrich, pig

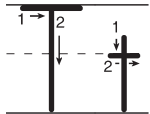


Try making your own hidden-letter pictures. See if a friend can find the letters you hide!


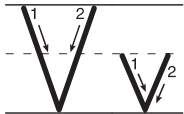


What's in the Trunk Game

Draw a picture of a trunk on your board. Find the Rods with pictures of things beginning with **q**, **r**, **s**, and **t**. Draw one picture from each of these Rods in your trunk. Now give the four picture Rods to a friend. Ask your friend to guess which pictures you drew in your trunk!

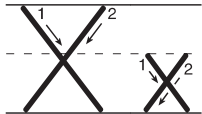
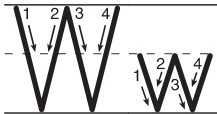


- Play again, but this time choose any four letter Rods, and place them on the tray. Take turns thinking of things that begin with these letters. Add them to the trunk. Try thinking of things that use the letters as ending sounds.
- Now choose one letter Rod, and think of something to put in the trunk that begins with that letter. Challenge a friend to think of something that rhymes. For example, if you say "hat," a friend might say "bat."

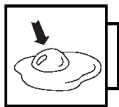
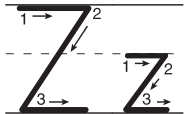
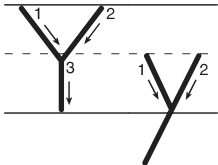


Rod Matching Game

Try to match uppercase, lowercase, and picture Rods. Place one of each of these Rods in your tray: **U**, **V**, **W**, and **X**. How quickly can you find the matching lowercase and picture Rods?



Try this again with four different capital letters. Keep playing until you have matched all the Rods in the set.



1

2

3

Syllable Sorting Game

Draw three large squares on your board and number them 1, 2, and 3 as shown. Find the picture Rod for "yolk," and say the word aloud. Place the Rod in the square with the number that matches the number of syllables (sounds) in the word. Example: "Zipper" has two syllables — "zip" and "per." Now find the picture Rod with "zipper," and try it again. Can you find a picture of a word with three syllables?

- Choose more picture Rods and place them on the correct syllable squares.

(Hint: Clap your hands or grab your chin to help you identify the number of syllables in a word!)



Find it!

Draw any letter Rod. Find a word **printed** somewhere around you that starts with that letter. Look at food labels, favorite books, magazines, and newspapers. When you find a word, try reading the word aloud. Ask an adult for help on words that you do not know.

You can also play this game when traveling in the car. Draw a letter, and look for words printed on signs that begin or end with that letter or letter sound.

Expand your Letters and Sounds Activity Set with these additional card sets:

- Phonemic Awareness Activity Cards - Set of 24 (LER 7109)
- Phonemic Awareness Activity Card Set 2 - Set of 48 (LER 7162)

© 2003 Learning Resources, Inc., Vernon Hills, IL (USA)
Learning Resources Ltd., King's Lynn, Norfolk (UK)

All rights reserved.

Printed in China

LRM-7050-ACT

The activity cards and activity guide with this kit are copyrighted. No part of the card set or guide may be reproduced, stored in a retrieval system or transmitted, in any form or by any means electronic, mechanical, photocopying, recording or otherwise without written permission, except for the following specific permission: Permission is granted to the purchaser to reproduce any card or guide page in quantities suitable for noncommercial use.