

## Note to Parents

The activities and games in this book have been designed to give your child a challenging and fun way to enhance word-building skills. Encourage your child to apply these skills to stories and daily reading by identifying new words, practicing spelling, and listening for rhymes and letter-sound patterns.

**Before starting the activities, be sure to go over the directions with your child.** Additional word-building card sets are also available. See the last page of this book for more information.



AGES 6+

Learning to Read is a Snap!™



# ACTIVITIES & GAMES GUIDE



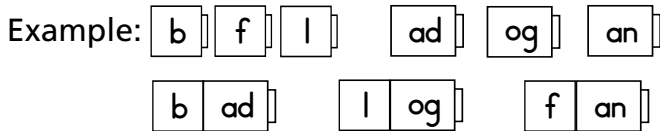
LER 7051

Word Building

# Find-a-Rhyme!

Pick three yellow and three blue Rods.

Make three words using the blue consonants as beginnings and yellow word families as endings.  
Turn the Rods and check all sides for more words.



Read your words aloud. Write them on your writing board with arrows next to them like this.

bad ?

log ?

fan ?

Next, use three new blue Rods with the same yellow Rods to make words that rhyme. Write the words that rhyme next to each other like this:

bad ? mad

log ? dog

fan ? tan

Underline the sounds that rhyme in each pair like this:

bad ? mad

log ? dog

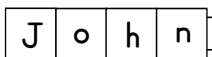

fan ? tan



Pick new Rods and try again!

# Name Game

Build your name using Rods like this:



Write your name on your writing board.

Build words using the letters in your name as beginning letters. Try thinking of words that describe you or things you like, then write them on your board like this:

M	a	r	y
a	p	e	o
p	p	d	l
	l		k
e			

J	o	h	n
e	a	a	e
e	r	t	s
p			t



Try using letters in words to spell your name like this. Use Rods to build the words, then write them on your board and circle the letters in your name.

l a **m** p

c **a** r

s t a **r**

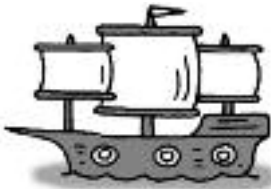
b a **y**

**j** a r

d **o** o r

s **h** i p

f a **n**



## Add a Letter

Choose a red vowel Rod. Build a 2-letter word and a 3-letter word by adding one letter at a time like this:

a

↪

a t

↪

r a t

Write the words you build on your writing board.

Try starting with a blue consonant Rod like this:

b

↪

b e

↪

b e t

Can you build words using up to four letters like this?

b

~

b e

~

b e e

~

b e e t



See how many letters you can add! Start with new letters and try again.

Take turns with a friend adding one letter at a time to make new words together.

# Hidden Words

An **anagram** is a word made by rearranging the letters of a word to make a new word. Build the words below one at a time with your Rods. Then rearrange the letters in each word to spell the name of an animal. Write your answers on your writing board.

Example: 

a	c	t
---	---	---

 ? 

c	a	t
---	---	---

f	l	o	w
---	---	---	---

a	r	m
---	---	---

l	o	o	p	e	d
---	---	---	---	---	---

p	e	a
---	---	---

t	a	b
---	---	---

t	a	r
---	---	---

b	a	l	m
---	---	---	---

s	h	o	r	e
---	---	---	---	---

b	a	r	e
---	---	---	---

n	a	i	l	s
---	---	---	---	---



Answers

wolf, ram, poodle, ape, bat, rat, lamb, horse, bear, snail

Now build these words, and rearrange the letters to build the names of body parts.

a r e

i n c h

c a f e

e a r t h

s i n k

l a m p

b e l o w

Try building anagrams of your own!



Answers

ear, chin, face, heart, skin, palm, elbow

## Word Search

There are 10 words hidden below. (Hint: They are things you find at school.) Circle the hidden words. Then build your answers with Rods, and write them on your writing board.

c	e	p	a	p	e	r
c	a	b	d	e	s	k
h	e	o	a	n	o	s
a	r	o	o	c	b	l
l	u	k	e	i	b	b
k	l	s	g	l	u	e
i	e	s	i	i	s	l
c	r	a	y	o	n	l



### Answers

pencil, crayon, glue, paper, ruler, bell, desk, chalk, bus, books

There are 10 words hidden below. (Hint: They are things you can eat.) Circle the hidden words. Then build your answers with Rods, and write them on your writing board.

c r a c k e r  
h n o o d l e  
e c o o k i e  
e b a n a n a  
s r p e a r n  
e e p e a n u  
p a l o n a t  
o d e e p r s



Can you make a word search on your writing board for a friend?

Answers

apple, cheese, pea, banana, cracker, bread, cookie, pear, noodle, nuts

## What Am I?

Build each scrambled word below one at a time with your Rods. Rearrange the Rods to build words that answer the riddles. Write your answers on your writing board.

k e n s a - I am long and thin, and I often slither in gardens.

a m r e h m - I am a tool. I hit the nail on the head.

d o u l c - I float in the sky. Sometimes I drop water on you.

e s o h - You walk on me. Tie me tight so I won't slip off!

e j i u c - You like me when you are thirsty. I come from fruit.

k c i h c e n - You find me on a farm.  
I lay eggs.

y c b i c e l - I have two wheels, and I am  
fun to ride.

r q s u a e - You see me all around. I have  
four sides.

o u m n a n i t - People like to climb me.  
I am very large and rocky.

r o w l f e - I like the spring and summer.  
I smell very good.

Try making your own word riddles!

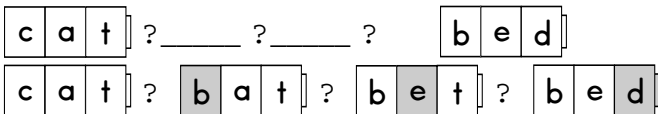
Answers

snake, hammer, cloud, shoe, juice, chicken, square,  
mountain, flower

# One Step at a Time

Build the first word in each list with your Rods. Make the goal word by changing only one letter Rod at a time. Each time you change a letter you must make a real word. There may be more than one way to complete a puzzle!

Example:



1. 

p	i	g
---	---	---

 ? \_\_\_\_\_ ? \_\_\_\_\_ ?      

l	e	t
---	---	---

2. 

t	o	p
---	---	---

 ? \_\_\_\_\_ ? \_\_\_\_\_ ?      

h	a	t
---	---	---

3. 

b	a	d
---	---	---

 ? \_\_\_\_\_ ? \_\_\_\_\_ ?      

s	i	t
---	---	---

4. s o c k ? \_\_\_\_\_ ? \_\_\_\_\_ ?

b a c k

5. c u p ? \_\_\_\_\_ ? \_\_\_\_\_ ?

b u g



6. b o a t ? \_\_\_\_\_ ? \_\_\_\_\_ ?

l e a d

7. t i m e ? \_\_\_\_\_ ? \_\_\_\_\_ ?

l a m p

8. f e e t ? \_\_\_\_\_ ? \_\_\_\_\_ ?

t e a r

### Possible Answers

2. top, hop, hot, hat  
4. sock, rock, rack, back  
6. boat, beat, bead, lead  
8. feet, beet, bear, tear

1. pig, peg, leg, let  
3. bad, sad, sat, sit  
5. cup, cut, but, bug  
7. time, lime, limp, lamp

# Happy Homophones

**Homophones** are words that sound alike but have different spellings and meanings.

Build words with your Rods that complete the homophone pairs below.

- |         |   |         |       |   |   |        |       |
|---------|---|---------|-------|---|---|--------|-------|
| 1. pair | <table border="1"><tr><td>p</td><td>e</td><td>a</td><td>r</td></tr></table> | p       | e     | a | r | 6. see | _____ |
| p       | e   | a       | r     |   |   |        |       |
| 2. no   | _____   | 7. meet | _____ |   |   |        |       |
| 3. here | _____   | 8. for  | _____ |   |   |        |       |
| 4. new  | _____   | 9. mail | _____ |   |   |        |       |
| 5. sail | _____   | 10. ate | _____ |   |   |        |       |

Can you build any more homophone pairs?

Answers

know, hear, knew, sale, sea, meat, four, male, eight

Expand your Word Building Activity Set with these additional card sets:

- Word Families Activity Cards - Set of 24 (LER 7110)
- Word Building Activity Cards - Set of 24 (LER 7111)
- Word Families Card Set 2 - Set of 48 (LER 7163)
- Word Building Cards Set 2 - Set of 48 (LER 7167)

© 2003 Learning Resources, Inc., Vernon Hills, IL (USA)  
Learning Resources Ltd., King's Lynn, Norfolk (UK)

All rights reserved.

Printed in China

LRM-7051-ACT

The activity cards and activity guide with this kit are copyrighted. No part of the card set or guide may be reproduced, stored in a retrieval system or transmitted, in any form or by any means electronic, mechanical, photocopying, recording or otherwise without written permission, except for the following specific permission: Permission is granted to the purchaser to reproduce any card or guide page in quantities suitable for noncommercial use.